





TREE QUEST

 <p>Smell part of a tree... What does it smell like?</p>	<p>Find opposite branches</p> 	<p>Sign of an insect</p> 	<p>LOCATE 3 ENTIRE LEAVES! Entire means the edge of the leaf is smooth.</p>
<p>A tree with SMOOTH bark</p>	<p>Simple Leaf</p>  <p>One blade attached to one stem</p>	<p>Lichen on tree bark</p>	 <p>TREE EVERGREEN</p>
<p>TREE SEED which travels on the WIND</p> 	<p>ROUGH and SMOOTH bark on the same tree.</p>	<p>COMPOUND LEAF</p>  <p>More than one blade attached to a stem.</p>	 <p>with at least 2 colors</p>
<p>CONE from an EVERGREEN</p> 	<p>Deciduous Tree A tree that loses its leaves every year.</p>	 <p>VINE growing up a TREE</p>	<p>Find something that interests you.</p>

When you find one of these things on this board, mark it off, or color it